

CaterSense - 01 Controller - Single or Twin Fan

CaterSense 01 unit is our improved version of our Patented fan power monitor for use in the commercial catering section to meet BS6173:2009.

This product has a number of available inputs allowing it to sense from 1 to 2 fans from 1 to 100Amp FLC single or three phase.

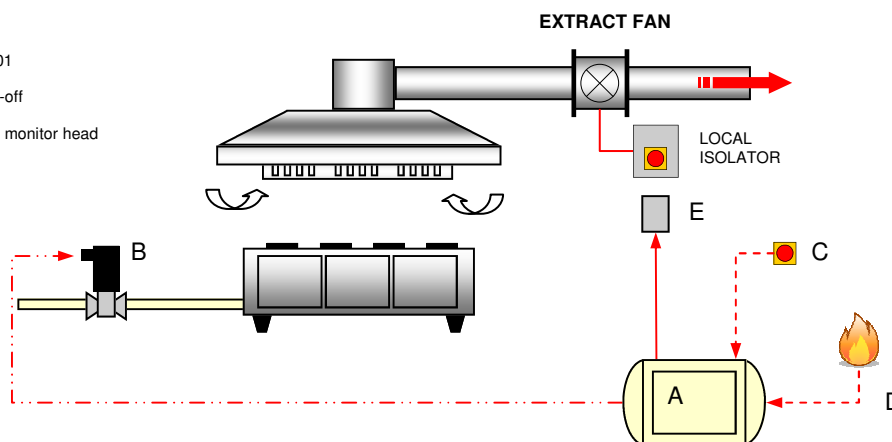


Model Type	Model	Description
	CaterSense - 01	Controller - single or twin fan

Technical Data		
Power supply	240Vac	50Hz (L,N,& E)
Number of sensor channels	Two	
Current rating of monitor	1 to 100Amp	
Voltage range of fans	Single phase (240Vac) or three phase 415Vac	
Gas valve output	240Vac (L,N & E)	
Fire alarm input	Volt-free to open on alarm	
Remote knock-off	Volt-free to open on activation	

Typical Application - Extract Fan Canopy

- A = CaterSense - 01
- B = Gas Valve
- C = Remote knock-off
- D = Fire alarm
- E = Remote power monitor head



Wiring Diagram

The CaterSense system has two sets of terminals all mounted along the top edge of the main PCB circuit board.

Terminals 1 to 22 are the smaller terminals (1.5 mm² cable) and are used for the sensors, inter-locking devices, remote speed and on/off control.

Terminals 23 to 34 are the larger terminals (4 mm² cable) and are for the power connections for the fans, gas valve and power supply to the unit.

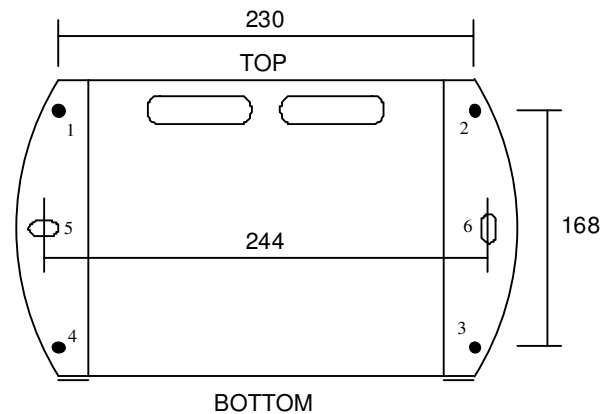
The terminals are of the rising clamp type protection.



Fitting Instructions

The **CaterSense - 01** unit has six (6) mounting holes which can be used (as shown)

Note: Ensure that the enclosure is mounted on a clean and level surface away from the direct cooking area or surfaces.



Ancillary Products

Remote Knock-off Buttons



- RKPB-01 Knock-off
- RKPB-02 Key
- RKPB-03 Key + Shroud

Remote Sensors

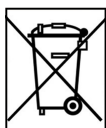


- CS-RCT-01
- CS-RCT-02
- Remote Current Sensor

Gas Valves



- GV Valves
1/2" to 2-1/2" BSP



This symbol on this product or the package indicates that disposal of this product after its lifecycle could harm the environment.
DO NOT dispose of this product (or batteries if used) as unsorted municipal waste. It should be disposed by a specialised company for recycling.
This product should be returned to your distributor or to a local recycling service.
Respect the local environment rules.